

Scaled data based on original data using  
LM-79-08 Approved Method: Electrical and Photometric Measurements of Solid-  
State Lighting Products

Test Report Prepared for  
Cooper Lighting Solutions  
(formerly Eaton)

Brand: McGRAW-EDISON

Report Number: P227269

Luminaire Tested: **IST-AF-1200-LED-E1-SLL**

Issue Date: 3/3/2020

**Test Information**

Test Method: LM-79-08  
Report Number: P227269  
TEST IS SCALED FROM IESNA LM-79-08 TEST DATA (P35948)  
Test Lab: INNOVATION CENTER-P3  
Issue Date: 3/3/2020  
Manufacturer: COOPER LIGHTING SOLUTIONS (FORMERLY EATON)  
Product Line: MCGRAW-EDISON  
Catalog Number: IST-AF-1200-LED-E1-SLL  
Description: IMPACT ELITE LED TRAPEZOID LUMINAIRE  
LIGHT SQUARE WITH ACCULED OPTICS-90° SPILL LIGHT ELIMINATOR LEFT  
Light Source: (16) 4000K CCT, 70 CRI LEDs  
Ballast/Driver: ELECTRONIC DRIVER

**Summary**

Lumens per Lamp: N/A  
Luminaire Lumens: 6078.4 lumens  
Efficiency: N/A  
Efficacy: 92.1 lumens/watt  
Luminous Opening: Rectangular (W 0.5' x L: 0.5' x H: 0')  
IES Classification: Type IV - Short - Non-Cutoff  
BUG Rating: B1 - U1 - G2

Input Watts (W): 66  
Input Voltage (V): 120  
Input Current (Ain): NR  
Voltage Rise (V): NR  
Power Factor: NR  
Total Harmonic Distortion (THDi): NR  
Frequency (hertz): 60  
Stabilization Time: NR  
Operation Time: NR  
Ambient Temperature (°C): NR  
Test Distance: 25 FT

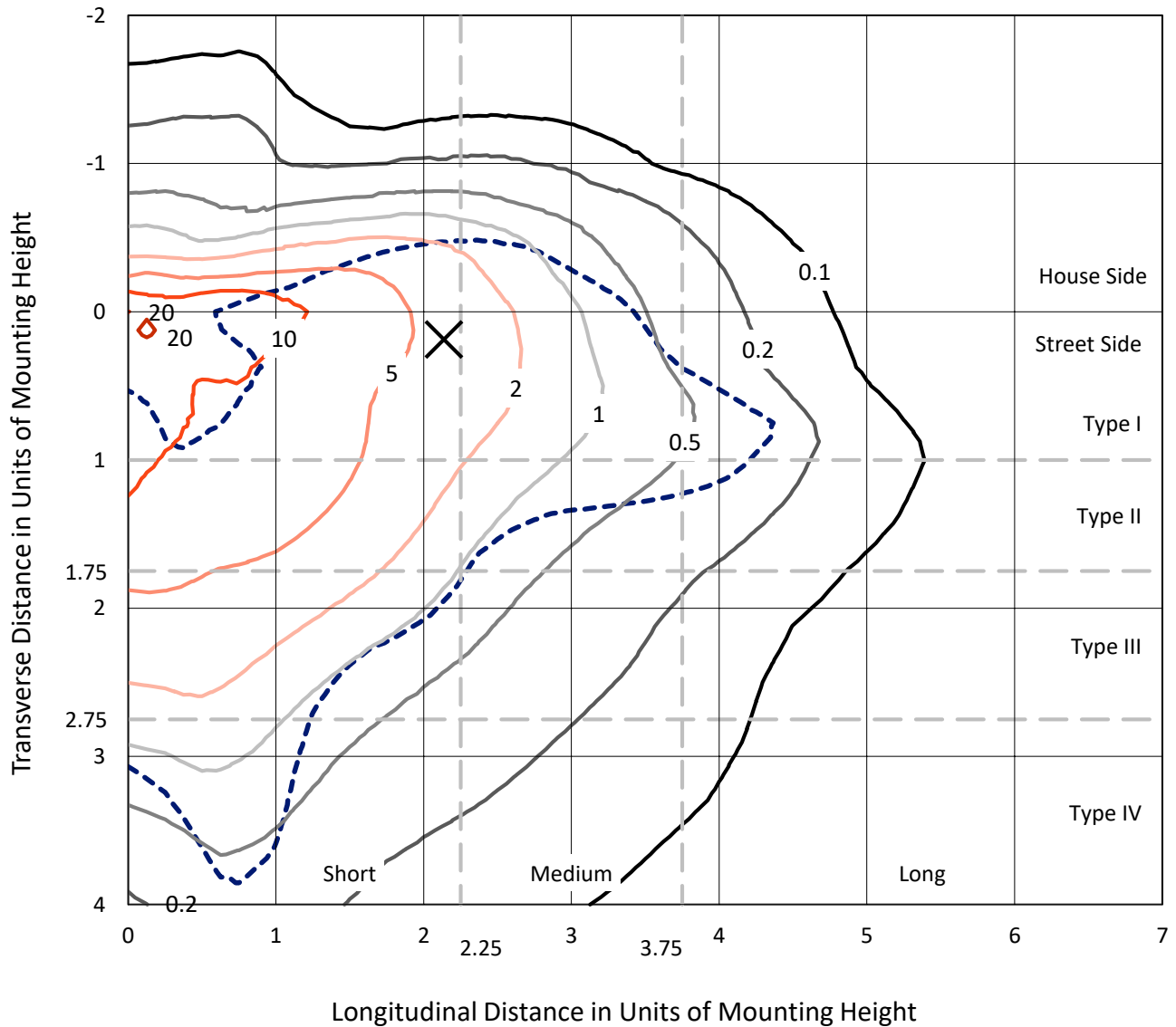


REPORT NUMBER: P227269

CATALOG NUMBER: IST-AF-1200-LED-E1-SLL

### Iso-Footcandle Lines of Horizontal Illumination

× Max cd  
 - - - 1/2 Max cd

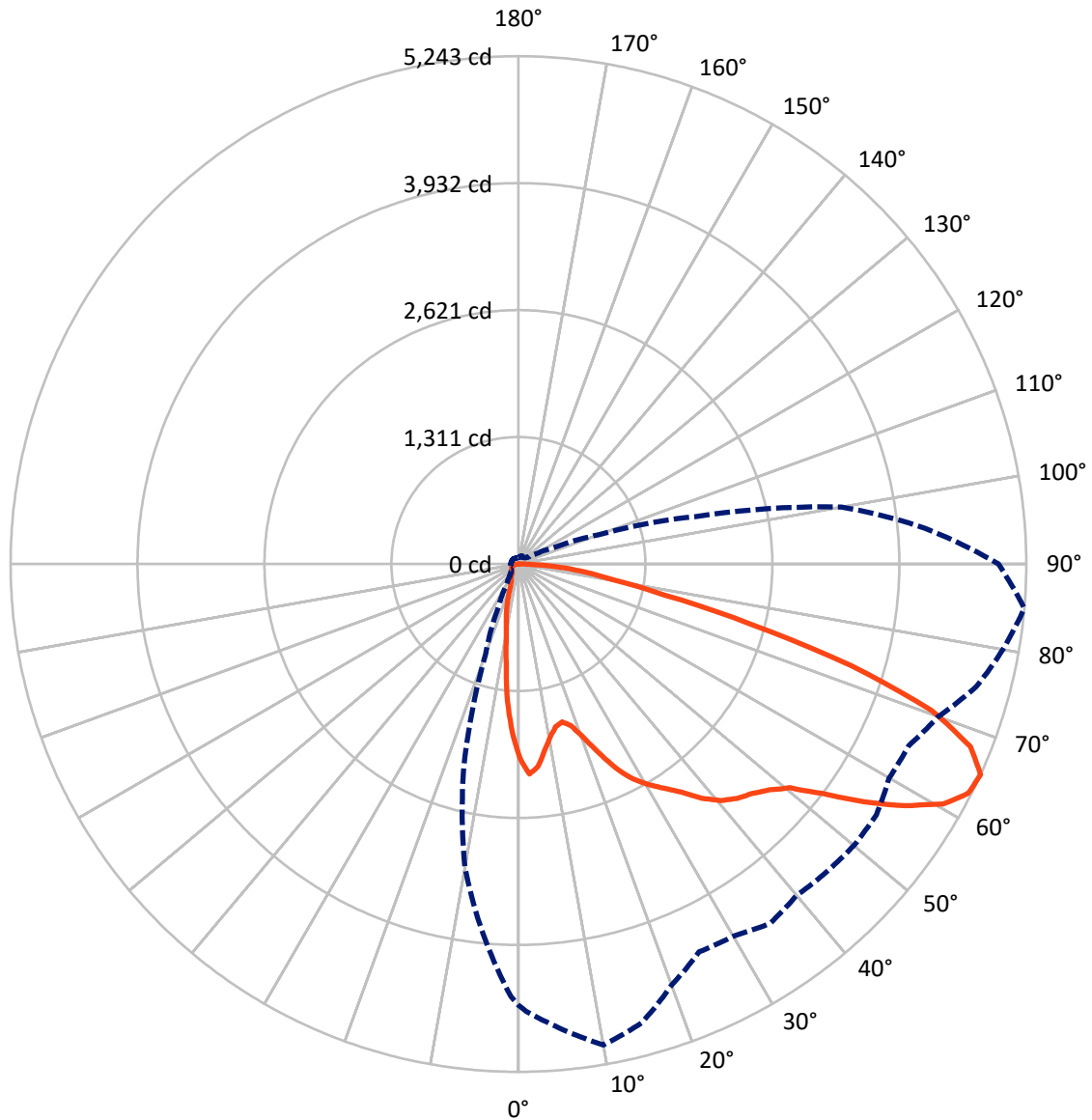


Based on 10 foot mounting height. Maximum calculated value = 22 fc  
 Type IV - Short - Non-Cutoff

REPORT NUMBER: P227269

CATALOG NUMBER: IST-AF-1200-LED-E1-SLL

### Luminous Intensity Polar Plot



— Vertical Plane Through 85-Deg Lateral      - - - Horizontal Cone Through 65-Deg Vertical

REPORT NUMBER: P227269

CATALOG NUMBER: IST-AF-1200-LED-E1-SLL

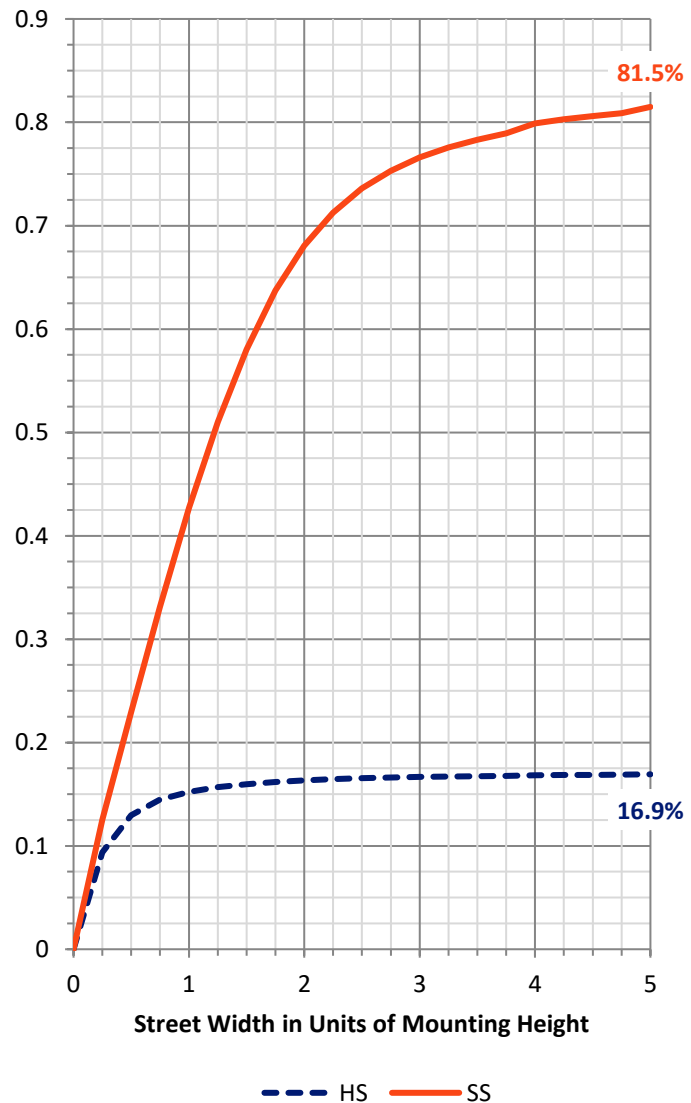
**FLUX DISTRIBUTION:**

		Downward	Upward	Total
<b>House Side</b>	Lumens	1042.6	0.0	1042.7
	% Fixture	17.2	0.0	17.2
<b>Street Side</b>	Lumens	5035.5	0.2	5035.7
	% Fixture	82.8	0.0	82.8
<b>Total</b>	Lumens	6078.1	0.3	6078.4
	% Fixture	100.0	0.0	100.0

**ZONAL LUMENS:**

Zone	Lumens	% Fixture
0°-10°	148.8	2.4
10°-20°	286.3	4.7
20°-30°	408.2	6.7
30°-40°	592.1	9.7
40°-50°	847.1	13.9
50°-60°	1300.6	21.4
60°-70°	1505.4	24.8
70°-80°	768.0	12.6
80°-90°	221.6	3.6
90°-100°	0.3	0.0
100°-110°	0.0	0.0
110°-120°	0.0	0.0
120°-130°	0.0	0.0
130°-140°	0.0	0.0
140°-150°	0.0	0.0
150°-160°	0.0	0.0
160°-170°	0.0	0.0
170°-180°	0.0	0.0
0°-90°	6078.1	100.0
0°-180°	6078.4	100.0

**Coefficient of Utilization**



REPORT NUMBER: P227269

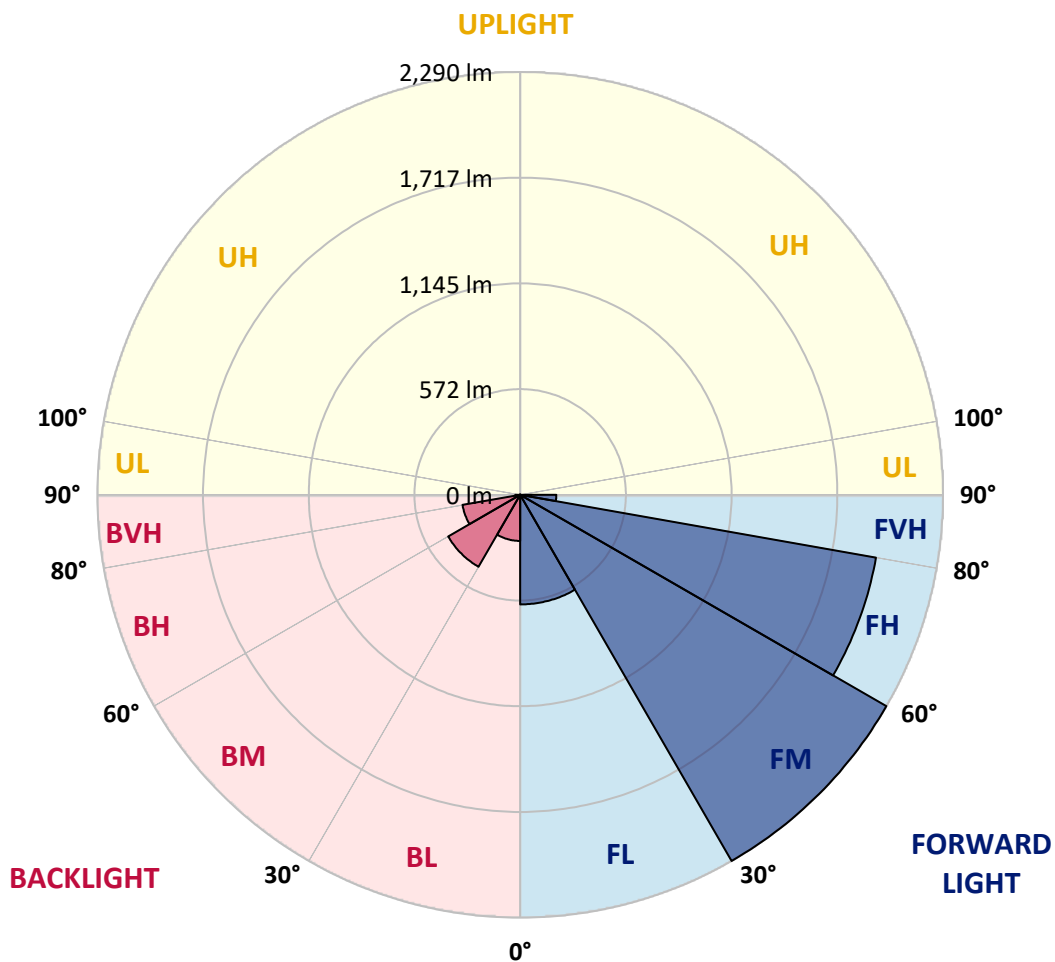
CATALOG NUMBER: IST-AF-1200-LED-E1-SLL

**LUMINAIRE CLASSIFICATION SYSTEM LUMEN TABLE AND BUG RATING:**

Zone		Lumens	% Fixture	Zone Rating/Lumen Limit		
				B	U	G
FL	(0°-30°)	593.6	9.8			
FM	(30°-60°)	2289.7	37.7			
FH	(60°-80°)	1956.3	32.2			G2/5000
FVH	(80°-90°)	195.9	3.2			G2/225
BL	(0°-30°)	249.6	4.1	B1/500		
BM	(30°-60°)	450.2	7.4	B1/1000		
BH	(60°-80°)	317.1	5.2	B1/500		G1/500
BVH	(80°-90°)	25.8	0.4			G1/100
UL	(90°-100°)	0.3	0.0		U1/10	
UH	(100°-180°)	0.0	0.0		U1/10	

**BUG Rating: B1-U1-G2**

Type IV Short





REPORT NUMBER: P227269

CATALOG NUMBER: IST-AF-1200-LED-E1-SLL

**CANDELA DISTRIBUTION (FULL):**

	0°	1°	5°	10°	15°	20°	25°	30°	35°	40°	45°
0°	2008.1	2008.1	2008.1	2008.1	2008.1	2008.1	2008.1	2008.1	2008.1	2008.1	2008.1
2.5°	2078.6	2080.7	2109.3	2136.9	2171.7	2166.6	2195.3	2216.7	2236.2	2239.2	2253.6
5°	1951.8	1972.2	2036.7	2091.9	2161.5	2215.7	2274.0	2320.1	2353.8	2385.5	2389.6
7.5°	1773.8	1789.1	1863.8	1950.8	2051.0	2122.6	2210.6	2287.3	2341.5	2392.7	2403.9
10°	1621.4	1635.7	1718.6	1831.1	1919.1	2012.1	2103.2	2165.6	2236.2	2280.2	2301.6
12.5°	1547.7	1565.1	1643.9	1746.2	1836.2	1926.2	1994.8	2049.0	2088.9	2097.0	2103.2
15°	1576.4	1585.6	1672.5	1763.6	1835.2	1880.2	1898.6	1931.3	1928.3	1944.6	1947.7
17.5°	1692.0	1687.9	1779.9	1843.4	1878.1	1873.0	1844.4	1827.0	1796.3	1787.1	1813.7
20°	1890.4	1904.7	1964.1	2002.9	1967.1	1884.3	1805.5	1751.3	1708.3	1694.0	1690.9
22.5°	2122.6	2141.0	2205.5	2185.0	2094.0	1942.6	1799.4	1712.4	1659.2	1643.9	1637.7
25°	2366.1	2378.4	2411.1	2341.5	2213.7	2017.3	1842.3	1720.6	1650.0	1627.5	1624.4
27.5°	2562.5	2574.8	2559.4	2479.6	2294.5	2101.1	1901.7	1757.4	1665.4	1642.9	1632.6
30°	2723.1	2729.2	2678.1	2578.9	2394.7	2194.2	1979.4	1821.9	1714.5	1663.3	1656.2
32.5°	2903.1	2899.0	2799.8	2662.7	2479.6	2278.1	2068.4	1894.5	1761.5	1699.1	1687.9
35°	3100.6	3064.8	2889.8	2745.6	2537.9	2342.6	2149.2	1971.2	1837.2	1754.4	1740.0
37.5°	3276.5	3239.7	3005.4	2811.1	2596.2	2392.7	2212.6	2070.5	1952.8	1877.1	1871.0
40°	3413.6	3368.6	3093.4	2855.1	2624.9	2429.5	2287.3	2195.3	2117.5	2056.1	2056.1
42.5°	3524.1	3475.0	3179.3	2906.2	2650.5	2485.8	2412.1	2380.4	2364.0	2330.3	2342.6
45°	3630.5	3580.3	3249.9	2938.9	2707.8	2595.2	2605.5	2633.1	2682.2	2662.7	2680.1
47.5°	3731.7	3682.6	3329.7	2991.1	2818.2	2791.6	2844.8	2955.3	3051.5	3127.2	3180.4
50°	3901.5	3843.2	3472.9	3144.6	2992.1	3005.4	3158.9	3375.7	3532.2	3601.8	3597.7
52.5°	4223.8	4140.9	3780.8	3431.0	3240.7	3314.4	3495.4	3768.6	3973.1	4027.4	4048.8
55°	4617.6	4552.1	4225.8	3810.5	3672.4	3698.0	3923.0	4231.9	4389.5	4445.7	4464.2
57.5°	4848.8	4831.4	4626.8	4216.6	4082.6	4072.4	4366.0	4618.6	4754.7	4807.9	4791.5
59°	4903.0	4908.1	4791.5	4504.1	4319.9	4297.4	4596.1	4830.4	4943.9	4960.3	4952.1
60°	4897.9	4926.5	4912.2	4661.6	4470.3	4441.7	4693.3	4916.3	5011.4	5037.0	5008.4
62.5°	4792.5	4841.6	4977.7	4951.1	4810.9	4664.7	4783.3	4944.9	5006.3	4981.8	4960.3
65°	4553.2	4617.6	4806.8	5042.1	4907.1	4624.8	4417.1	4435.5	4528.6	4467.2	4496.9
67.5°	4139.9	4213.5	4313.8	4847.8	4651.4	4177.7	3820.7	3645.8	3601.8	3661.1	3755.3
70°	3367.6	3415.6	3669.3	4424.3	4084.6	3434.0	2986.0	2752.8	2675.0	2812.1	2908.2
72.5°	2375.3	2446.9	2781.4	3661.1	3360.4	2750.7	2259.7	2044.9	1967.1	1973.3	2057.2
75°	1445.4	1542.6	1943.6	2895.0	2648.4	2107.3	1721.6	1567.2	1543.6	1530.3	1516.0
77.5°	953.4	990.2	1277.7	1997.8	1786.1	1498.6	1292.0	1355.4	1426.0	1441.3	1459.8
80°	646.5	657.8	828.6	1401.4	1176.4	1106.8	1044.4	1193.8	1327.8	1352.3	1339.0
82.5°	397.9	431.7	578.0	945.2	938.0	905.3	825.5	942.1	1031.1	1046.5	1074.1
85°	138.1	144.2	355.0	834.7	953.4	963.6	680.3	537.0	603.5	592.3	425.5
87.5°	59.3	66.5	110.5	558.5	645.5	534.0	311.0	276.2	212.8	119.7	115.6
90°	4.1	4.1	3.1	5.1	15.3	10.2	9.2	3.1	0.0	0.0	0.0
92.5°	0.0	0.0	0.0	0.0	0.0	0.0	0.0	0.0	0.0	0.0	0.0
95°	0.0	0.0	0.0	0.0	0.0	0.0	0.0	0.0	0.0	0.0	0.0
97.5°	0.0	0.0	0.0	0.0	0.0	0.0	0.0	0.0	0.0	0.0	0.0
100°	0.0	0.0	0.0	0.0	0.0	0.0	0.0	0.0	0.0	0.0	0.0
102.5°	0.0	0.0	0.0	0.0	0.0	0.0	0.0	0.0	0.0	0.0	0.0
105°	0.0	0.0	0.0	0.0	0.0	0.0	0.0	0.0	0.0	0.0	0.0
107.5°	0.0	0.0	0.0	0.0	0.0	0.0	0.0	0.0	0.0	0.0	0.0



REPORT NUMBER: P227269

CATALOG NUMBER: IST-AF-1200-LED-E1-SLL

**CANDELA DISTRIBUTION (continued):**

	0°	1°	5°	10°	15°	20°	25°	30°	35°	40°	45°
110°	0.0	0.0	0.0	0.0	0.0	0.0	0.0	0.0	0.0	0.0	0.0
112.5°	0.0	0.0	0.0	0.0	0.0	0.0	0.0	0.0	0.0	0.0	0.0
115°	0.0	0.0	0.0	0.0	0.0	0.0	0.0	0.0	0.0	0.0	0.0
117.5°	0.0	0.0	0.0	0.0	0.0	0.0	0.0	0.0	0.0	0.0	0.0
120°	0.0	0.0	0.0	0.0	0.0	0.0	0.0	0.0	0.0	0.0	0.0
122.5°	0.0	0.0	0.0	0.0	0.0	0.0	0.0	0.0	0.0	0.0	0.0
125°	0.0	0.0	0.0	0.0	0.0	0.0	0.0	0.0	0.0	0.0	0.0
127.5°	0.0	0.0	0.0	0.0	0.0	0.0	0.0	0.0	0.0	0.0	0.0
130°	0.0	0.0	0.0	0.0	0.0	0.0	0.0	0.0	0.0	0.0	0.0
132.5°	0.0	0.0	0.0	0.0	0.0	0.0	0.0	0.0	0.0	0.0	0.0
135°	0.0	0.0	0.0	0.0	0.0	0.0	0.0	0.0	0.0	0.0	0.0
137.5°	0.0	0.0	0.0	0.0	0.0	0.0	0.0	0.0	0.0	0.0	0.0
140°	0.0	0.0	0.0	0.0	0.0	0.0	0.0	0.0	0.0	0.0	0.0
142.5°	0.0	0.0	0.0	0.0	0.0	0.0	0.0	0.0	0.0	0.0	0.0
145°	0.0	0.0	0.0	0.0	0.0	0.0	0.0	0.0	0.0	0.0	0.0
147.5°	0.0	0.0	0.0	0.0	0.0	0.0	0.0	0.0	0.0	0.0	0.0
150°	0.0	0.0	0.0	0.0	0.0	0.0	0.0	0.0	0.0	0.0	0.0
152.5°	0.0	0.0	0.0	0.0	0.0	0.0	0.0	0.0	0.0	0.0	0.0
155°	0.0	0.0	0.0	0.0	0.0	0.0	0.0	0.0	0.0	0.0	0.0
157.5°	0.0	0.0	0.0	0.0	0.0	0.0	0.0	0.0	0.0	0.0	0.0
160°	0.0	0.0	0.0	0.0	0.0	0.0	0.0	0.0	0.0	0.0	0.0
162.5°	0.0	0.0	0.0	0.0	0.0	0.0	0.0	0.0	0.0	0.0	0.0
165°	0.0	0.0	0.0	0.0	0.0	0.0	0.0	0.0	0.0	0.0	0.0
167.5°	0.0	0.0	0.0	0.0	0.0	0.0	0.0	0.0	0.0	0.0	0.0
170°	0.0	0.0	0.0	0.0	0.0	0.0	0.0	0.0	0.0	0.0	0.0
172.5°	0.0	0.0	0.0	0.0	0.0	0.0	0.0	0.0	0.0	0.0	0.0
175°	0.0	0.0	0.0	0.0	0.0	0.0	0.0	0.0	0.0	0.0	0.0
177.5°	0.0	0.0	0.0	0.0	0.0	0.0	0.0	0.0	0.0	0.0	0.0
180°	0.0	0.0	0.0	0.0	0.0	0.0	0.0	0.0	0.0	0.0	0.0





REPORT NUMBER: P227269

CATALOG NUMBER: IST-AF-1200-LED-E1-SLL

**CANDELA DISTRIBUTION (continued):**

	50°	55°	60°	65°	70°	75°	80°	85°	90°	95°	100°
0°	2008.1	2008.1	2008.1	2008.1	2008.1	2008.1	2008.1	2008.1	2008.1	2008.1	2008.1
2.5°	2250.5	2237.2	2245.4	2234.1	2215.7	2203.4	2189.1	2170.7	2149.2	2120.6	2091.9
5°	2380.4	2370.2	2344.6	2307.8	2256.6	2213.7	2162.5	2102.2	2052.0	1987.6	1927.2
7.5°	2391.7	2375.3	2328.2	2259.7	2180.9	2101.1	2040.8	1942.6	1879.2	1776.9	1708.3
10°	2289.4	2290.4	2243.3	2178.9	2097.0	2002.9	1916.0	1808.6	1715.5	1611.1	1496.6
12.5°	2139.0	2153.3	2155.4	2098.1	2018.3	1919.1	1821.9	1719.6	1604.0	1492.5	1387.1
15°	1968.2	2009.1	2012.1	1997.8	1955.9	1872.0	1783.0	1690.9	1573.3	1451.6	1332.9
17.5°	1815.7	1854.6	1890.4	1923.1	1925.2	1885.3	1831.1	1752.3	1634.7	1491.5	1352.3
20°	1700.1	1742.1	1803.5	1863.8	1930.3	1950.8	1954.9	1904.7	1778.9	1604.0	1415.8
22.5°	1652.1	1701.2	1763.6	1877.1	1994.8	2067.4	2108.3	2108.3	1976.3	1771.8	1520.1
25°	1641.8	1681.7	1776.9	1918.0	2075.6	2202.4	2280.2	2332.3	2237.2	1987.6	1649.0
27.5°	1649.0	1703.2	1820.9	1965.1	2129.8	2292.4	2420.3	2511.3	2422.3	2134.9	1768.7
30°	1677.6	1758.5	1880.2	2029.5	2199.3	2371.2	2525.7	2641.3	2575.8	2268.9	1882.2
32.5°	1727.8	1826.0	1964.1	2099.1	2267.9	2454.1	2606.5	2758.9	2710.8	2362.0	1942.6
35°	1802.4	1918.0	2043.9	2179.9	2341.5	2527.7	2690.4	2889.8	2872.4	2478.6	2002.9
37.5°	1923.1	2041.8	2157.4	2274.0	2427.5	2608.5	2811.1	3065.8	3051.5	2651.5	2100.1
40°	2135.9	2205.5	2291.4	2366.1	2510.3	2683.2	2900.1	3211.0	3262.2	2799.8	2186.0
42.5°	2399.8	2440.8	2465.3	2485.8	2559.4	2722.1	2964.5	3308.2	3392.1	2910.3	2252.5
45°	2736.4	2724.1	2675.0	2628.0	2619.8	2744.6	2994.2	3379.8	3494.4	3017.7	2320.1
47.5°	3134.3	3107.7	2973.7	2819.3	2733.3	2785.5	3046.3	3485.2	3620.2	3158.9	2403.9
50°	3593.6	3531.2	3312.3	3051.5	2892.9	2901.1	3178.3	3631.5	3785.9	3343.0	2560.4
52.5°	4019.2	3907.7	3646.8	3302.1	3075.0	3102.6	3415.6	3934.3	4125.6	3647.8	2823.3
55°	4394.6	4251.4	3970.1	3592.6	3387.0	3435.1	3795.1	4335.3	4516.3	4011.0	3089.3
57.5°	4713.8	4561.3	4284.1	3951.7	3695.9	3735.8	4133.7	4707.6	4829.4	4337.3	3344.0
59°	4859.0	4708.6	4452.9	4146.0	3906.6	3990.5	4373.1	4892.8	4944.9	4463.1	3441.2
60°	4929.6	4779.2	4554.2	4254.5	4035.5	4146.0	4500.0	5032.9	4987.9	4481.5	3478.0
62.5°	4924.5	4819.1	4670.8	4466.2	4426.3	4610.4	4912.2	5213.0	5017.6	4428.4	3501.6
65°	4520.4	4511.2	4419.1	4442.7	4609.4	4893.8	5079.0	5242.6	4956.2	4216.6	3388.0
67.5°	3770.6	3808.4	3820.7	3965.0	4354.7	4837.5	5000.2	5031.9	4689.2	3763.4	3035.1
70°	2911.3	2827.4	2965.5	3220.2	3781.8	4403.8	4635.0	4524.5	4143.0	3151.7	2478.6
72.5°	2061.2	2085.8	2284.2	2614.7	3186.5	3831.0	4193.1	3590.6	3116.9	2358.9	1757.4
75°	1550.8	1666.4	1762.5	2052.0	2588.1	3281.6	3580.3	2468.4	2030.6	1626.5	1149.8
77.5°	1486.3	1477.1	1403.5	1464.9	1865.9	2298.6	2554.3	1540.6	1271.5	1063.9	694.6
80°	1373.8	1295.1	1161.0	1101.7	1175.4	1476.1	1621.4	990.2	846.0	743.7	391.8
82.5°	1065.9	1012.7	871.6	867.5	980.0	1048.5	1115.0	701.7	636.3	602.5	240.4
85°	676.2	694.6	712.0	868.5	1087.4	1099.7	867.5	427.6	335.5	472.6	153.4
87.5°	200.5	326.3	395.9	672.1	980.0	983.1	652.6	140.1	125.8	147.3	89.0
90°	0.0	0.0	0.0	0.0	0.0	0.0	1.0	0.0	0.0	0.0	0.0
92.5°	0.0	0.0	0.0	0.0	0.0	0.0	0.0	0.0	0.0	0.0	0.0
95°	0.0	0.0	0.0	0.0	0.0	0.0	0.0	0.0	0.0	0.0	0.0
97.5°	0.0	0.0	0.0	0.0	0.0	0.0	0.0	0.0	0.0	0.0	0.0
100°	0.0	0.0	0.0	0.0	0.0	0.0	0.0	0.0	0.0	0.0	0.0
102.5°	0.0	0.0	0.0	0.0	0.0	0.0	0.0	0.0	0.0	0.0	0.0
105°	0.0	0.0	0.0	0.0	0.0	0.0	0.0	0.0	0.0	0.0	0.0
107.5°	0.0	0.0	0.0	0.0	0.0	0.0	0.0	0.0	0.0	0.0	0.0



REPORT NUMBER: P227269

CATALOG NUMBER: IST-AF-1200-LED-E1-SLL

**CANDELA DISTRIBUTION (continued):**

	50°	55°	60°	65°	70°	75°	80°	85°	90°	95°	100°
110°	0.0	0.0	0.0	0.0	0.0	0.0	0.0	0.0	0.0	0.0	0.0
112.5°	0.0	0.0	0.0	0.0	0.0	0.0	0.0	0.0	0.0	0.0	0.0
115°	0.0	0.0	0.0	0.0	0.0	0.0	0.0	0.0	0.0	0.0	0.0
117.5°	0.0	0.0	0.0	0.0	0.0	0.0	0.0	0.0	0.0	0.0	0.0
120°	0.0	0.0	0.0	0.0	0.0	0.0	0.0	0.0	0.0	0.0	0.0
122.5°	0.0	0.0	0.0	0.0	0.0	0.0	0.0	0.0	0.0	0.0	0.0
125°	0.0	0.0	0.0	0.0	0.0	0.0	0.0	0.0	0.0	0.0	0.0
127.5°	0.0	0.0	0.0	0.0	0.0	0.0	0.0	0.0	0.0	0.0	0.0
130°	0.0	0.0	0.0	0.0	0.0	0.0	0.0	0.0	0.0	0.0	0.0
132.5°	0.0	0.0	0.0	0.0	0.0	0.0	0.0	0.0	0.0	0.0	0.0
135°	0.0	0.0	0.0	0.0	0.0	0.0	0.0	0.0	0.0	0.0	0.0
137.5°	0.0	0.0	0.0	0.0	0.0	0.0	0.0	0.0	0.0	0.0	0.0
140°	0.0	0.0	0.0	0.0	0.0	0.0	0.0	0.0	0.0	0.0	0.0
142.5°	0.0	0.0	0.0	0.0	0.0	0.0	0.0	0.0	0.0	0.0	0.0
145°	0.0	0.0	0.0	0.0	0.0	0.0	0.0	0.0	0.0	0.0	0.0
147.5°	0.0	0.0	0.0	0.0	0.0	0.0	0.0	0.0	0.0	0.0	0.0
150°	0.0	0.0	0.0	0.0	0.0	0.0	0.0	0.0	0.0	0.0	0.0
152.5°	0.0	0.0	0.0	0.0	0.0	0.0	0.0	0.0	0.0	0.0	0.0
155°	0.0	0.0	0.0	0.0	0.0	0.0	0.0	0.0	0.0	0.0	0.0
157.5°	0.0	0.0	0.0	0.0	0.0	0.0	0.0	0.0	0.0	0.0	0.0
160°	0.0	0.0	0.0	0.0	0.0	0.0	0.0	0.0	0.0	0.0	0.0
162.5°	0.0	0.0	0.0	0.0	0.0	0.0	0.0	0.0	0.0	0.0	0.0
165°	0.0	0.0	0.0	0.0	0.0	0.0	0.0	0.0	0.0	0.0	0.0
167.5°	0.0	0.0	0.0	0.0	0.0	0.0	0.0	0.0	0.0	0.0	0.0
170°	0.0	0.0	0.0	0.0	0.0	0.0	0.0	0.0	0.0	0.0	0.0
172.5°	0.0	0.0	0.0	0.0	0.0	0.0	0.0	0.0	0.0	0.0	0.0
175°	0.0	0.0	0.0	0.0	0.0	0.0	0.0	0.0	0.0	0.0	0.0
177.5°	0.0	0.0	0.0	0.0	0.0	0.0	0.0	0.0	0.0	0.0	0.0
180°	0.0	0.0	0.0	0.0	0.0	0.0	0.0	0.0	0.0	0.0	0.0



REPORT NUMBER: P227269

CATALOG NUMBER: IST-AF-1200-LED-E1-SLL

**CANDELA DISTRIBUTION (continued):**

	105°	110°	115°	120°	125°	130°	135°	140°	145°	150°	155°
0°	2008.1	2008.1	2008.1	2008.1	2008.1	2008.1	2008.1	2008.1	2008.1	2008.1	2008.1
2.5°	2062.3	2058.2	2029.5	1981.5	1985.5	1963.0	1934.4	1888.4	1879.2	1853.6	1849.5
5°	1876.1	1828.0	1765.6	1689.9	1661.3	1622.4	1582.5	1553.9	1518.1	1485.3	1529.3
7.5°	1627.5	1556.9	1484.3	1404.5	1358.5	1295.1	1261.3	1195.8	1147.8	1138.5	1100.7
10°	1419.9	1330.9	1248.0	1176.4	1090.5	1031.1	988.2	952.4	919.6	879.7	855.2
12.5°	1281.8	1181.5	1093.5	1004.5	963.6	914.5	887.9	854.2	807.1	773.4	740.6
15°	1219.4	1110.9	1014.8	937.0	877.7	831.7	784.6	743.7	692.5	654.7	616.8
17.5°	1211.2	1070.0	948.3	861.3	796.9	746.8	684.4	630.1	567.7	525.8	494.1
20°	1220.4	1039.3	886.9	773.4	707.9	619.9	561.6	495.1	433.7	378.5	328.4
22.5°	1257.2	1023.0	826.5	701.7	604.6	504.3	441.9	357.0	304.8	251.6	232.2
25°	1307.3	1012.7	774.4	623.0	500.2	401.0	316.1	245.5	222.0	208.7	201.5
27.5°	1360.5	994.3	716.1	550.3	416.3	295.6	236.3	206.6	197.4	190.3	185.2
30°	1400.4	958.5	644.5	472.6	331.4	252.7	210.7	191.3	185.2	177.0	171.9
32.5°	1417.8	903.3	580.0	399.0	279.3	216.9	184.1	172.9	166.7	159.6	156.5
35°	1414.7	840.9	547.3	370.3	255.7	192.3	161.6	154.5	146.3	139.1	132.0
37.5°	1417.8	783.6	521.7	363.1	245.5	173.9	147.3	142.2	136.1	128.9	122.8
40°	1430.1	751.9	509.4	347.8	237.3	166.7	136.1	130.9	129.9	121.7	116.6
42.5°	1435.2	754.9	503.3	326.3	216.9	164.7	136.1	124.8	124.8	118.7	112.5
45°	1429.1	777.4	507.4	314.0	201.5	154.5	143.2	124.8	121.7	116.6	110.5
47.5°	1447.5	793.8	507.4	312.0	191.3	144.2	136.1	137.1	123.8	117.6	108.4
50°	1523.2	809.2	497.2	308.9	188.2	134.0	128.9	135.0	139.1	119.7	109.5
52.5°	1657.2	828.6	485.9	303.8	184.1	125.8	119.7	126.8	142.2	125.8	109.5
55°	1794.3	863.4	478.7	295.6	178.0	120.7	108.4	121.7	129.9	124.8	108.4
57.5°	1940.5	901.2	471.6	276.2	163.7	115.6	104.3	106.4	116.6	120.7	105.4
59°	1984.5	919.6	465.4	261.9	151.4	111.5	101.3	98.2	104.3	115.6	103.3
60°	2016.2	920.7	458.3	249.6	144.2	109.5	99.2	95.1	97.2	118.7	104.3
62.5°	2019.3	919.6	435.8	224.0	129.9	105.4	96.2	91.0	89.0	99.2	106.4
65°	1892.5	876.7	394.9	210.7	130.9	101.3	91.0	87.0	82.9	84.9	92.1
67.5°	1655.1	766.2	351.9	213.8	138.1	98.2	87.0	82.9	79.8	77.7	80.8
70°	1252.1	636.3	339.6	221.0	144.2	96.2	80.8	76.7	74.7	73.7	73.7
72.5°	867.5	523.8	326.3	226.1	149.4	95.1	74.7	70.6	69.6	68.5	68.5
75°	558.5	380.5	270.1	192.3	136.1	87.0	67.5	63.4	62.4	61.4	62.4
77.5°	330.4	266.0	198.5	135.0	99.2	69.6	58.3	55.2	55.2	55.2	56.3
80°	183.1	157.5	132.0	87.0	70.6	52.2	48.1	45.0	45.0	46.0	48.1
82.5°	109.5	87.0	74.7	55.2	48.1	36.8	35.8	33.8	34.8	35.8	37.8
85°	71.6	55.2	45.0	36.8	32.7	23.5	20.5	21.5	22.5	24.6	25.6
87.5°	39.9	30.7	24.6	21.5	19.4	10.2	8.2	8.2	10.2	12.3	14.3
90°	0.0	0.0	0.0	0.0	0.0	0.0	0.0	0.0	0.0	0.0	0.0
92.5°	0.0	0.0	0.0	0.0	0.0	0.0	0.0	0.0	0.0	0.0	0.0
95°	0.0	0.0	0.0	0.0	0.0	0.0	0.0	0.0	0.0	0.0	0.0
97.5°	0.0	0.0	0.0	0.0	0.0	0.0	0.0	0.0	0.0	0.0	0.0
100°	0.0	0.0	0.0	0.0	0.0	0.0	0.0	0.0	0.0	0.0	0.0
102.5°	0.0	0.0	0.0	0.0	0.0	0.0	0.0	0.0	0.0	0.0	0.0
105°	0.0	0.0	0.0	0.0	0.0	0.0	0.0	0.0	0.0	0.0	0.0
107.5°	0.0	0.0	0.0	0.0	0.0	0.0	0.0	0.0	0.0	0.0	0.0



REPORT NUMBER: P227269  
 CATALOG NUMBER: IST-AF-1200-LED-E1-SLL

REPORT N  
 CATALOG

**CANDELA DISTRIBUTION (continued):**

**CANDELA**

	105°	110°	115°	120°	125°	130°	135°	140°	145°	150°	155°	
110°	0.0	0.0	0.0	0.0	0.0	0.0	0.0	0.0	0.0	0.0	0.0	0°
112.5°	0.0	0.0	0.0	0.0	0.0	0.0	0.0	0.0	0.0	0.0	0.0	2.5°
115°	0.0	0.0	0.0	0.0	0.0	0.0	0.0	0.0	0.0	0.0	0.0	5°
117.5°	0.0	0.0	0.0	0.0	0.0	0.0	0.0	0.0	0.0	0.0	0.0	7.5°
120°	0.0	0.0	0.0	0.0	0.0	0.0	0.0	0.0	0.0	0.0	0.0	10°
122.5°	0.0	0.0	0.0	0.0	0.0	0.0	0.0	0.0	0.0	0.0	0.0	12.5°
125°	0.0	0.0	0.0	0.0	0.0	0.0	0.0	0.0	0.0	0.0	0.0	15°
127.5°	0.0	0.0	0.0	0.0	0.0	0.0	0.0	0.0	0.0	0.0	0.0	17.5°
130°	0.0	0.0	0.0	0.0	0.0	0.0	0.0	0.0	0.0	0.0	0.0	20°
132.5°	0.0	0.0	0.0	0.0	0.0	0.0	0.0	0.0	0.0	0.0	0.0	22.5°
135°	0.0	0.0	0.0	0.0	0.0	0.0	0.0	0.0	0.0	0.0	0.0	25°
137.5°	0.0	0.0	0.0	0.0	0.0	0.0	0.0	0.0	0.0	0.0	0.0	27.5°
140°	0.0	0.0	0.0	0.0	0.0	0.0	0.0	0.0	0.0	0.0	0.0	30°
142.5°	0.0	0.0	0.0	0.0	0.0	0.0	0.0	0.0	0.0	0.0	0.0	32.5°
145°	0.0	0.0	0.0	0.0	0.0	0.0	0.0	0.0	0.0	0.0	0.0	35°
147.5°	0.0	0.0	0.0	0.0	0.0	0.0	0.0	0.0	0.0	0.0	0.0	37.5°
150°	0.0	0.0	0.0	0.0	0.0	0.0	0.0	0.0	0.0	0.0	0.0	40°
152.5°	0.0	0.0	0.0	0.0	0.0	0.0	0.0	0.0	0.0	0.0	0.0	42.5°
155°	0.0	0.0	0.0	0.0	0.0	0.0	0.0	0.0	0.0	0.0	0.0	45°
157.5°	0.0	0.0	0.0	0.0	0.0	0.0	0.0	0.0	0.0	0.0	0.0	47.5°
160°	0.0	0.0	0.0	0.0	0.0	0.0	0.0	0.0	0.0	0.0	0.0	50°
162.5°	0.0	0.0	0.0	0.0	0.0	0.0	0.0	0.0	0.0	0.0	0.0	52.5°
165°	0.0	0.0	0.0	0.0	0.0	0.0	0.0	0.0	0.0	0.0	0.0	55°
167.5°	0.0	0.0	0.0	0.0	0.0	0.0	0.0	0.0	0.0	0.0	0.0	57.5°
170°	0.0	0.0	0.0	0.0	0.0	0.0	0.0	0.0	0.0	0.0	0.0	59°
172.5°	0.0	0.0	0.0	0.0	0.0	0.0	0.0	0.0	0.0	0.0	0.0	60°
175°	0.0	0.0	0.0	0.0	0.0	0.0	0.0	0.0	0.0	0.0	0.0	62.5°
177.5°	0.0	0.0	0.0	0.0	0.0	0.0	0.0	0.0	0.0	0.0	0.0	65°
180°	0.0	0.0	0.0	0.0	0.0	0.0	0.0	0.0	0.0	0.0	0.0	67.5°
												70°
												72.5°
												75°
												77.5°
												80°
												82.5°
												85°
												87.5°
												90°
												92.5°
												95°
												97.5°
												100°
												102.5°
												105°
												107.5°



NUMBER: P227269  
 NUMBER: IST-AF-1200-LED-E1-SLL

REPORT NUMBER: P  
 CATALOG NUMBER:

**DISTRIBUTION (continued):**

**CANDELA DISTRIBUTION:**

160°	165°	170°	175°	180°	185°	190°	195°	200°	205°	210°	110°	160°
2008.1	2008.1	2008.1	2008.1	2008.1	2008.1	2008.1	2008.1	2008.1	2008.1	2008.1	110°	0.0
1863.8	1834.2	1802.4	1778.9	1789.1	1755.4	1758.5	1749.2	1745.2	1743.1	1721.6	112.5°	0.0
1476.1	1487.4	1440.3	1445.4	1459.8	1425.0	1401.4	1440.3	1435.2	1400.4	1419.9	115°	0.0
1063.9	1066.9	1045.5	997.4	997.4	1023.0	1032.2	1050.6	1062.8	1105.8	1079.2	117.5°	0.0
813.2	784.6	763.1	741.6	729.4	703.8	709.9	732.4	746.8	771.3	790.7	120°	0.0
706.9	675.1	637.3	604.6	587.2	563.6	548.3	543.2	548.3	533.0	534.0	122.5°	0.0
587.2	558.5	516.6	499.2	466.5	448.1	437.8	424.5	414.3	392.8	383.6	125°	0.0
455.2	417.4	374.4	374.4	350.9	335.5	331.4	328.4	322.2	311.0	299.7	127.5°	0.0
302.8	278.2	253.7	241.4	243.5	241.4	235.3	245.5	245.5	249.6	247.6	130°	0.0
221.0	216.9	207.7	200.5	196.4	195.4	196.4	199.5	205.6	210.7	215.8	132.5°	0.0
198.5	196.4	188.2	181.1	180.0	178.0	178.0	181.1	182.1	183.1	182.1	135°	0.0
184.1	180.0	172.9	167.8	165.7	164.7	165.7	162.6	160.6	161.6	160.6	137.5°	0.0
166.7	163.7	156.5	152.4	151.4	151.4	148.3	147.3	145.3	146.3	145.3	140°	0.0
153.4	149.4	142.2	137.1	137.1	136.1	137.1	136.1	135.0	134.0	134.0	142.5°	0.0
128.9	127.9	120.7	118.7	119.7	122.8	122.8	122.8	123.8	122.8	122.8	145°	0.0
119.7	118.7	111.5	106.4	105.4	105.4	105.4	107.4	110.5	111.5	113.5	147.5°	0.0
113.5	112.5	105.4	101.3	99.2	98.2	97.2	97.2	98.2	102.3	105.4	150°	0.0
109.5	107.4	100.2	95.1	94.1	93.1	92.1	92.1	92.1	93.1	96.2	152.5°	0.0
107.4	104.3	96.2	91.0	89.0	88.0	88.0	89.0	88.0	88.0	88.0	155°	0.0
104.3	102.3	94.1	88.0	85.9	85.9	84.9	84.9	84.9	82.9	82.9	157.5°	0.0
103.3	100.2	92.1	85.9	83.9	82.9	81.8	82.9	80.8	79.8	78.8	160°	0.0
101.3	97.2	88.0	82.9	81.8	79.8	78.8	78.8	78.8	76.7	76.7	162.5°	0.0
100.2	95.1	85.9	80.8	78.8	76.7	75.7	75.7	77.7	75.7	75.7	165°	0.0
99.2	92.1	82.9	76.7	75.7	73.7	72.6	73.7	76.7	74.7	73.7	167.5°	0.0
95.1	90.0	80.8	75.7	73.7	71.6	70.6	71.6	73.7	73.7	73.7	170°	0.0
93.1	88.0	78.8	73.7	72.6	70.6	69.6	69.6	72.6	72.6	71.6	172.5°	0.0
90.0	85.9	76.7	70.6	68.5	68.5	67.5	67.5	68.5	68.5	69.6	175°	0.0
85.9	83.9	74.7	67.5	66.5	65.5	65.5	65.5	65.5	67.5	67.5	177.5°	0.0
81.8	80.8	71.6	65.5	63.4	63.4	63.4	63.4	63.4	64.4	65.5	180°	0.0
75.7	75.7	67.5	61.4	60.4	59.3	59.3	59.3	59.3	60.4	61.4		
69.6	70.6	62.4	56.3	55.2	55.2	55.2	55.2	56.3	56.3	57.3		
63.4	64.4	56.3	50.1	50.1	50.1	50.1	50.1	50.1	50.1	52.2		
57.3	57.3	48.1	41.9	43.0	44.0	45.0	44.0	44.0	45.0	48.1		
49.1	48.1	39.9	34.8	34.8	36.8	37.8	36.8	37.8	37.8	41.9		
38.9	38.9	30.7	25.6	25.6	29.7	29.7	29.7	30.7	31.7	34.8		
29.7	28.6	21.5	17.4	17.4	20.5	21.5	22.5	23.5	24.6	26.6		
17.4	17.4	11.3	7.2	8.2	9.2	12.3	12.3	12.3	14.3	17.4		
0.0	1.0	0.0	0.0	0.0	0.0	0.0	0.0	0.0	0.0	0.0		
0.0	0.0	0.0	0.0	0.0	0.0	0.0	0.0	0.0	0.0	0.0		
0.0	0.0	0.0	0.0	0.0	0.0	0.0	0.0	0.0	0.0	0.0		
0.0	0.0	0.0	0.0	0.0	0.0	0.0	0.0	0.0	0.0	0.0		
0.0	0.0	0.0	0.0	0.0	0.0	0.0	0.0	0.0	0.0	0.0		
0.0	0.0	0.0	0.0	0.0	0.0	0.0	0.0	0.0	0.0	0.0		
0.0	0.0	0.0	0.0	0.0	0.0	0.0	0.0	0.0	0.0	0.0		
0.0	0.0	0.0	0.0	0.0	0.0	0.0	0.0	0.0	0.0	0.0		
0.0	0.0	0.0	0.0	0.0	0.0	0.0	0.0	0.0	0.0	0.0		

'227269  
 IST-AF-1200-LED-E1-SLL

REPORT NUMBER: P227269  
 CATALOG NUMBER: IST-AF-12

**TION (continued):**

**CANDELA DISTRIBUTION (con**

165°	170°	175°	180°	185°	190°	195°	200°	205°	210°		215°	220°
0.0	0.0	0.0	0.0	0.0	0.0	0.0	0.0	0.0	0.0	0°	2008.1	2008.1
0.0	0.0	0.0	0.0	0.0	0.0	0.0	0.0	0.0	0.0	2.5°	1740.0	1739.0
0.0	0.0	0.0	0.0	0.0	0.0	0.0	0.0	0.0	0.0	5°	1428.0	1418.8
0.0	0.0	0.0	0.0	0.0	0.0	0.0	0.0	0.0	0.0	7.5°	1106.8	1140.6
0.0	0.0	0.0	0.0	0.0	0.0	0.0	0.0	0.0	0.0	10°	797.9	821.4
0.0	0.0	0.0	0.0	0.0	0.0	0.0	0.0	0.0	0.0	12.5°	555.5	567.7
0.0	0.0	0.0	0.0	0.0	0.0	0.0	0.0	0.0	0.0	15°	382.6	407.1
0.0	0.0	0.0	0.0	0.0	0.0	0.0	0.0	0.0	0.0	17.5°	297.7	300.7
0.0	0.0	0.0	0.0	0.0	0.0	0.0	0.0	0.0	0.0	20°	245.5	247.6
0.0	0.0	0.0	0.0	0.0	0.0	0.0	0.0	0.0	0.0	22.5°	217.9	222.0
0.0	0.0	0.0	0.0	0.0	0.0	0.0	0.0	0.0	0.0	25°	183.1	187.2
0.0	0.0	0.0	0.0	0.0	0.0	0.0	0.0	0.0	0.0	27.5°	161.6	165.7
0.0	0.0	0.0	0.0	0.0	0.0	0.0	0.0	0.0	0.0	30°	148.3	150.4
0.0	0.0	0.0	0.0	0.0	0.0	0.0	0.0	0.0	0.0	32.5°	135.0	135.0
0.0	0.0	0.0	0.0	0.0	0.0	0.0	0.0	0.0	0.0	35°	123.8	124.8
0.0	0.0	0.0	0.0	0.0	0.0	0.0	0.0	0.0	0.0	37.5°	115.6	117.6
0.0	0.0	0.0	0.0	0.0	0.0	0.0	0.0	0.0	0.0	40°	108.4	109.5
0.0	0.0	0.0	0.0	0.0	0.0	0.0	0.0	0.0	0.0	42.5°	98.2	100.2
0.0	0.0	0.0	0.0	0.0	0.0	0.0	0.0	0.0	0.0	45°	89.0	90.0
0.0	0.0	0.0	0.0	0.0	0.0	0.0	0.0	0.0	0.0	47.5°	82.9	82.9
0.0	0.0	0.0	0.0	0.0	0.0	0.0	0.0	0.0	0.0	50°	78.8	79.8
0.0	0.0	0.0	0.0	0.0	0.0	0.0	0.0	0.0	0.0	52.5°	76.7	77.7
0.0	0.0	0.0	0.0	0.0	0.0	0.0	0.0	0.0	0.0	55°	75.7	77.7
0.0	0.0	0.0	0.0	0.0	0.0	0.0	0.0	0.0	0.0	57.5°	75.7	76.7
0.0	0.0	0.0	0.0	0.0	0.0	0.0	0.0	0.0	0.0	59°	74.7	75.7
0.0	0.0	0.0	0.0	0.0	0.0	0.0	0.0	0.0	0.0	60°	74.7	76.7
0.0	0.0	0.0	0.0	0.0	0.0	0.0	0.0	0.0	0.0	62.5°	71.6	73.7
0.0	0.0	0.0	0.0	0.0	0.0	0.0	0.0	0.0	0.0	65°	69.6	71.6
0.0	0.0	0.0	0.0	0.0	0.0	0.0	0.0	0.0	0.0	67.5°	66.5	69.6
										70°	63.4	66.5
										72.5°	59.3	63.4
										75°	55.2	58.3
										77.5°	50.1	53.2
										80°	44.0	45.0
										82.5°	36.8	36.8
										85°	27.6	24.6
										87.5°	15.3	16.4
										90°	0.0	0.0
										92.5°	0.0	0.0
										95°	0.0	0.0
										97.5°	0.0	0.0
										100°	0.0	0.0
										102.5°	0.0	0.0
										105°	0.0	0.0
										107.5°	0.0	0.0



REPORT NUMBER: P227269

CATALOG NUMBER: IST-AF-1200-LED-E1

00-LED-E1-SLL

**tinued):**

**CANDELA DISTRIBUTION (continued):**

225°	230°	235°	240°	245°	250°	255°	260°	265°		215°	220°	225°
2008.1	2008.1	2008.1	2008.1	2008.1	2008.1	2008.1	2008.1	2008.1	110°	0.0	0.0	0.0
1717.5	1717.5	1748.2	1751.3	1715.5	1724.7	1742.1	1721.6	1744.1	112.5°	0.0	0.0	0.0
1441.3	1429.1	1430.1	1421.9	1436.2	1419.9	1437.2	1431.1	1426.0	115°	0.0	0.0	0.0
1119.1	1140.6	1125.2	1095.6	1119.1	1100.7	1065.9	1069.0	1030.1	117.5°	0.0	0.0	0.0
840.9	825.5	817.3	803.0	765.2	772.3	733.5	739.6	752.9	120°	0.0	0.0	0.0
580.0	568.8	582.1	572.9	557.5	560.6	568.8	576.9	598.4	122.5°	0.0	0.0	0.0
407.1	402.0	399.0	405.1	422.5	431.7	445.0	469.5	481.8	125°	0.0	0.0	0.0
305.9	306.9	303.8	313.0	327.3	334.5	337.6	339.6	353.9	127.5°	0.0	0.0	0.0
252.7	256.8	255.7	258.8	254.7	250.6	253.7	247.6	242.4	130°	0.0	0.0	0.0
221.0	222.0	216.9	215.8	209.7	204.6	200.5	200.5	198.5	132.5°	0.0	0.0	0.0
187.2	188.2	183.1	183.1	182.1	185.2	183.1	179.0	178.0	135°	0.0	0.0	0.0
167.8	165.7	162.6	162.6	160.6	160.6	161.6	162.6	161.6	137.5°	0.0	0.0	0.0
150.4	148.3	147.3	148.3	147.3	148.3	149.4	148.3	149.4	140°	0.0	0.0	0.0
138.1	136.1	136.1	137.1	136.1	137.1	137.1	137.1	136.1	142.5°	0.0	0.0	0.0
127.9	125.8	125.8	125.8	124.8	122.8	120.7	117.6	114.6	145°	0.0	0.0	0.0
119.7	118.7	116.6	115.6	112.5	106.4	104.3	104.3	104.3	147.5°	0.0	0.0	0.0
112.5	110.5	109.5	105.4	101.3	99.2	99.2	99.2	99.2	150°	0.0	0.0	0.0
103.3	100.2	98.2	97.2	96.2	96.2	95.1	95.1	95.1	152.5°	0.0	0.0	0.0
92.1	91.0	91.0	92.1	92.1	92.1	92.1	91.0	92.1	155°	0.0	0.0	0.0
84.9	84.9	85.9	87.0	88.0	89.0	90.0	89.0	90.0	157.5°	0.0	0.0	0.0
81.8	81.8	81.8	83.9	84.9	85.9	88.0	88.0	88.0	160°	0.0	0.0	0.0
79.8	79.8	80.8	81.8	82.9	83.9	84.9	85.9	87.0	162.5°	0.0	0.0	0.0
78.8	79.8	78.8	79.8	80.8	82.9	83.9	83.9	84.9	165°	0.0	0.0	0.0
78.8	78.8	78.8	78.8	80.8	81.8	80.8	81.8	82.9	167.5°	0.0	0.0	0.0
78.8	78.8	77.7	78.8	79.8	80.8	79.8	79.8	81.8	170°	0.0	0.0	0.0
77.7	78.8	77.7	77.7	78.8	79.8	78.8	79.8	80.8	172.5°	0.0	0.0	0.0
75.7	76.7	75.7	76.7	76.7	77.7	77.7	77.7	78.8	175°	0.0	0.0	0.0
73.7	73.7	73.7	74.7	74.7	75.7	75.7	76.7	75.7	177.5°	0.0	0.0	0.0
71.6	71.6	71.6	72.6	72.6	73.7	74.7	73.7	73.7	180°	0.0	0.0	0.0
69.6	68.5	67.5	68.5	69.6	69.6	70.6	69.6	70.6				
66.5	65.5	64.4	64.4	65.5	65.5	66.5	65.5	65.5				
61.4	61.4	59.3	59.3	59.3	59.3	60.4	59.3	58.3				
55.2	55.2	53.2	53.2	53.2	53.2	52.2	52.2	52.2				
46.0	47.1	47.1	46.0	46.0	45.0	45.0	44.0	43.0				
34.8	36.8	37.8	37.8	37.8	37.8	37.8	35.8	33.8				
24.6	27.6	30.7	30.7	29.7	29.7	29.7	26.6	23.5				
15.3	18.4	19.4	21.5	18.4	17.4	17.4	15.3	14.3				
0.0	0.0	2.0	1.0	3.1	3.1	4.1	2.0	1.0				
0.0	0.0	0.0	0.0	0.0	0.0	0.0	0.0	0.0				
0.0	0.0	0.0	0.0	0.0	0.0	0.0	0.0	0.0				
0.0	0.0	0.0	0.0	0.0	0.0	0.0	0.0	0.0				
0.0	0.0	0.0	0.0	0.0	0.0	0.0	0.0	0.0				
0.0	0.0	0.0	0.0	0.0	0.0	0.0	0.0	0.0				
0.0	0.0	0.0	0.0	0.0	0.0	0.0	0.0	0.0				
0.0	0.0	0.0	0.0	0.0	0.0	0.0	0.0	0.0				
0.0	0.0	0.0	0.0	0.0	0.0	0.0	0.0	0.0				
0.0	0.0	0.0	0.0	0.0	0.0	0.0	0.0	0.0				



REPORT NUMBER: P227269

CATALOG NUMBER: IST-AF-1200-LED-E1-SLL

-SLL

**CANDELA DISTRIBUTION (continued):**

230°	235°	240°	245°	250°	255°	260°	265°		270°	275°	280°	285°
0.0	0.0	0.0	0.0	0.0	0.0	0.0	0.0	0°	2008.1	2008.1	2008.1	2008.1
0.0	0.0	0.0	0.0	0.0	0.0	0.0	0.0	2.5°	1724.7	1762.5	1767.7	1772.8
0.0	0.0	0.0	0.0	0.0	0.0	0.0	0.0	5°	1417.8	1455.7	1434.2	1443.4
0.0	0.0	0.0	0.0	0.0	0.0	0.0	0.0	7.5°	1035.2	1010.7	1042.4	1061.8
0.0	0.0	0.0	0.0	0.0	0.0	0.0	0.0	10°	756.0	784.6	796.9	819.4
0.0	0.0	0.0	0.0	0.0	0.0	0.0	0.0	12.5°	627.1	645.5	668.0	703.8
0.0	0.0	0.0	0.0	0.0	0.0	0.0	0.0	15°	508.4	521.7	550.3	585.1
0.0	0.0	0.0	0.0	0.0	0.0	0.0	0.0	17.5°	370.3	389.7	408.2	436.8
0.0	0.0	0.0	0.0	0.0	0.0	0.0	0.0	20°	248.6	256.8	279.3	292.6
0.0	0.0	0.0	0.0	0.0	0.0	0.0	0.0	22.5°	199.5	202.5	206.6	217.9
0.0	0.0	0.0	0.0	0.0	0.0	0.0	0.0	25°	179.0	181.1	184.1	188.2
0.0	0.0	0.0	0.0	0.0	0.0	0.0	0.0	27.5°	162.6	163.7	166.7	168.8
0.0	0.0	0.0	0.0	0.0	0.0	0.0	0.0	30°	148.3	147.3	148.3	151.4
0.0	0.0	0.0	0.0	0.0	0.0	0.0	0.0	32.5°	133.0	133.0	135.0	135.0
0.0	0.0	0.0	0.0	0.0	0.0	0.0	0.0	35°	114.6	113.5	115.6	118.7
0.0	0.0	0.0	0.0	0.0	0.0	0.0	0.0	37.5°	105.4	106.4	108.4	110.5
0.0	0.0	0.0	0.0	0.0	0.0	0.0	0.0	40°	100.2	101.3	103.3	105.4
0.0	0.0	0.0	0.0	0.0	0.0	0.0	0.0	42.5°	95.1	97.2	99.2	102.3
0.0	0.0	0.0	0.0	0.0	0.0	0.0	0.0	45°	92.1	94.1	97.2	100.2
0.0	0.0	0.0	0.0	0.0	0.0	0.0	0.0	47.5°	91.0	93.1	96.2	100.2
0.0	0.0	0.0	0.0	0.0	0.0	0.0	0.0	50°	89.0	92.1	95.1	99.2
0.0	0.0	0.0	0.0	0.0	0.0	0.0	0.0	52.5°	89.0	91.0	94.1	99.2
0.0	0.0	0.0	0.0	0.0	0.0	0.0	0.0	55°	85.9	89.0	92.1	97.2
0.0	0.0	0.0	0.0	0.0	0.0	0.0	0.0	57.5°	83.9	85.9	90.0	96.2
0.0	0.0	0.0	0.0	0.0	0.0	0.0	0.0	59°	82.9	84.9	89.0	95.1
0.0	0.0	0.0	0.0	0.0	0.0	0.0	0.0	60°	80.8	83.9	88.0	94.1
0.0	0.0	0.0	0.0	0.0	0.0	0.0	0.0	62.5°	78.8	81.8	85.9	92.1
0.0	0.0	0.0	0.0	0.0	0.0	0.0	0.0	65°	75.7	79.8	83.9	88.0
0.0	0.0	0.0	0.0	0.0	0.0	0.0	0.0	67.5°	73.7	75.7	79.8	83.9
								70°	69.6	71.6	74.7	77.7
								72.5°	64.4	65.5	67.5	70.6
								75°	57.3	58.3	59.3	62.4
								77.5°	50.1	50.1	51.1	55.2
								80°	41.9	41.9	43.0	45.0
								82.5°	31.7	31.7	33.8	36.8
								85°	22.5	21.5	24.6	26.6
								87.5°	13.3	12.3	13.3	13.3
								90°	1.0	3.1	2.0	2.0
								92.5°	0.0	0.0	0.0	0.0
								95°	0.0	0.0	0.0	0.0
								97.5°	0.0	0.0	0.0	0.0
								100°	0.0	0.0	0.0	0.0
								102.5°	0.0	0.0	0.0	0.0
								105°	0.0	0.0	0.0	0.0
								107.5°	0.0	0.0	0.0	0.0





REPORT NUMBER: P227269  
 CATALOG NUMBER: IST-AF-1200-LED-E1-SLL

**CANDELA DISTRIBUTION (continued):**

290°	295°	300°	305°	310°	315°	320°		270°	275°	280°	285°	290°
2008.1	2008.1	2008.1	2008.1	2008.1	2008.1	2008.1	110°	0.0	0.0	0.0	0.0	0.0
1793.2	1783.0	1791.2	1822.9	1834.2	1848.5	1896.6	112.5°	0.0	0.0	0.0	0.0	0.0
1465.9	1479.2	1465.9	1530.3	1533.4	1576.4	1593.8	115°	0.0	0.0	0.0	0.0	0.0
1077.2	1094.6	1123.2	1166.2	1178.4	1239.8	1292.0	117.5°	0.0	0.0	0.0	0.0	0.0
840.9	863.4	903.3	929.9	956.5	992.3	1034.2	120°	0.0	0.0	0.0	0.0	0.0
746.8	770.3	805.1	838.8	876.7	904.3	939.1	122.5°	0.0	0.0	0.0	0.0	0.0
624.0	660.8	694.6	738.6	770.3	820.4	861.3	125°	0.0	0.0	0.0	0.0	0.0
476.7	527.8	561.6	614.8	662.9	706.9	762.1	127.5°	0.0	0.0	0.0	0.0	0.0
331.4	371.3	414.3	471.6	534.0	594.3	668.0	130°	0.0	0.0	0.0	0.0	0.0
228.1	249.6	282.3	341.7	406.1	493.1	572.9	132.5°	0.0	0.0	0.0	0.0	0.0
194.4	202.5	214.8	243.5	297.7	392.8	480.8	135°	0.0	0.0	0.0	0.0	0.0
172.9	179.0	187.2	201.5	230.2	295.6	392.8	137.5°	0.0	0.0	0.0	0.0	0.0
158.6	165.7	173.9	184.1	199.5	244.5	317.1	140°	0.0	0.0	0.0	0.0	0.0
139.1	144.2	151.4	162.6	173.9	209.7	280.3	142.5°	0.0	0.0	0.0	0.0	0.0
122.8	128.9	138.1	146.3	157.5	186.2	254.7	145°	0.0	0.0	0.0	0.0	0.0
114.6	120.7	128.9	136.1	144.2	167.8	236.3	147.5°	0.0	0.0	0.0	0.0	0.0
109.5	115.6	123.8	129.9	135.0	161.6	229.1	150°	0.0	0.0	0.0	0.0	0.0
106.4	113.5	120.7	124.8	135.0	164.7	211.8	152.5°	0.0	0.0	0.0	0.0	0.0
105.4	112.5	120.7	127.9	148.3	155.5	200.5	155°	0.0	0.0	0.0	0.0	0.0
106.4	112.5	122.8	143.2	144.2	147.3	188.2	157.5°	0.0	0.0	0.0	0.0	0.0
106.4	115.6	137.1	149.4	137.1	139.1	177.0	160°	0.0	0.0	0.0	0.0	0.0
107.4	119.7	142.2	139.1	133.0	129.9	164.7	162.5°	0.0	0.0	0.0	0.0	0.0
107.4	117.6	136.1	130.9	122.8	123.8	150.4	165°	0.0	0.0	0.0	0.0	0.0
104.3	117.6	130.9	118.7	112.5	117.6	138.1	167.5°	0.0	0.0	0.0	0.0	0.0
102.3	120.7	116.6	109.5	109.5	114.6	132.0	170°	0.0	0.0	0.0	0.0	0.0
101.3	123.8	110.5	106.4	106.4	113.5	128.9	172.5°	0.0	0.0	0.0	0.0	0.0
98.2	115.6	101.3	99.2	102.3	107.4	124.8	175°	0.0	0.0	0.0	0.0	0.0
92.1	96.2	93.1	93.1	97.2	103.3	122.8	177.5°	0.0	0.0	0.0	0.0	0.0
84.9	87.0	87.0	88.0	92.1	97.2	124.8	180°	0.0	0.0	0.0	0.0	0.0
78.8	78.8	80.8	81.8	84.9	92.1	119.7						
71.6	72.6	72.6	74.7	76.7	83.9	115.6						
63.4	63.4	65.5	65.5	68.5	75.7	103.3						
55.2	55.2	55.2	56.3	58.3	65.5	84.9						
46.0	46.0	46.0	47.1	48.1	54.2	64.4						
36.8	35.8	34.8	34.8	36.8	41.9	50.1						
25.6	25.6	24.6	24.6	24.6	27.6	33.8						
14.3	12.3	13.3	14.3	13.3	15.3	18.4						
1.0	2.0	3.1	4.1	4.1	4.1	6.1						
0.0	0.0	0.0	0.0	0.0	0.0	0.0						
0.0	0.0	0.0	0.0	0.0	0.0	0.0						
0.0	0.0	0.0	0.0	0.0	0.0	0.0						
0.0	0.0	0.0	0.0	0.0	0.0	0.0						
0.0	0.0	0.0	0.0	0.0	0.0	0.0						
0.0	0.0	0.0	0.0	0.0	0.0	0.0						
0.0	0.0	0.0	0.0	0.0	0.0	0.0						
0.0	0.0	0.0	0.0	0.0	0.0	0.0						
0.0	0.0	0.0	0.0	0.0	0.0	0.0						



REPORT NUMBER: P227269

CATALOG NUMBER: IST-AF-1200-LED-E1-SLL

**CANDELA DISTRIBUTION (continued):**

295°	300°	305°	310°	315°	320°		325°	330°	335°	340°	345°	350°
0.0	0.0	0.0	0.0	0.0	0.0	0°	2008.1	2008.1	2008.1	2008.1	2008.1	2008.1
0.0	0.0	0.0	0.0	0.0	0.0	2.5°	1890.4	1917.0	1959.0	1967.1	2000.9	2024.4
0.0	0.0	0.0	0.0	0.0	0.0	5°	1601.9	1665.4	1687.9	1731.9	1808.6	1847.4
0.0	0.0	0.0	0.0	0.0	0.0	7.5°	1321.7	1369.7	1423.9	1494.5	1550.8	1617.3
0.0	0.0	0.0	0.0	0.0	0.0	10°	1087.4	1155.9	1226.5	1283.8	1362.6	1442.4
0.0	0.0	0.0	0.0	0.0	0.0	12.5°	965.7	1003.5	1073.1	1153.9	1252.1	1341.1
0.0	0.0	0.0	0.0	0.0	0.0	15°	902.2	947.3	1021.9	1107.9	1212.2	1322.7
0.0	0.0	0.0	0.0	0.0	0.0	17.5°	823.5	895.1	980.0	1102.7	1237.8	1391.2
0.0	0.0	0.0	0.0	0.0	0.0	20°	745.7	832.7	944.2	1105.8	1293.0	1492.5
0.0	0.0	0.0	0.0	0.0	0.0	22.5°	677.2	780.5	921.7	1124.2	1363.6	1629.6
0.0	0.0	0.0	0.0	0.0	0.0	25°	596.4	734.5	904.3	1162.1	1472.0	1813.7
0.0	0.0	0.0	0.0	0.0	0.0	27.5°	531.9	690.5	878.7	1194.8	1571.3	1990.7
0.0	0.0	0.0	0.0	0.0	0.0	30°	460.3	639.3	842.9	1206.1	1692.0	2135.9
0.0	0.0	0.0	0.0	0.0	0.0	32.5°	403.0	591.3	802.0	1195.8	1746.2	2237.2
0.0	0.0	0.0	0.0	0.0	0.0	35°	375.4	556.5	767.2	1160.0	1791.2	2346.6
0.0	0.0	0.0	0.0	0.0	0.0	37.5°	357.0	518.6	733.5	1100.7	1842.3	2455.1
0.0	0.0	0.0	0.0	0.0	0.0	40°	333.5	489.0	705.8	1057.7	1882.2	2545.1
0.0	0.0	0.0	0.0	0.0	0.0	42.5°	312.0	462.4	684.4	1019.9	1892.5	2625.9
0.0	0.0	0.0	0.0	0.0	0.0	45°	293.6	446.0	668.0	1021.9	1899.6	2738.4
0.0	0.0	0.0	0.0	0.0	0.0	47.5°	279.3	430.7	661.8	1056.7	1975.3	2895.0
0.0	0.0	0.0	0.0	0.0	0.0	50°	266.0	417.4	651.6	1124.2	2097.0	3106.7
0.0	0.0	0.0	0.0	0.0	0.0	52.5°	250.6	399.0	638.3	1193.8	2230.0	3390.1
0.0	0.0	0.0	0.0	0.0	0.0	55°	230.2	374.4	624.0	1252.1	2411.1	3734.8
0.0	0.0	0.0	0.0	0.0	0.0	57.5°	198.5	345.8	614.8	1281.8	2522.6	3933.2
0.0	0.0	0.0	0.0	0.0	0.0	59°	182.1	318.1	609.7	1267.4	2552.3	3967.0
0.0	0.0	0.0	0.0	0.0	0.0	60°	172.9	301.8	601.5	1250.0	2560.4	3945.5
0.0	0.0	0.0	0.0	0.0	0.0	62.5°	160.6	262.9	567.7	1163.1	2445.9	3685.7
0.0	0.0	0.0	0.0	0.0	0.0	65°	163.7	248.6	491.0	990.2	2183.0	3178.3
0.0	0.0	0.0	0.0	0.0	0.0	67.5°	167.8	242.4	424.5	799.9	1740.0	2630.0
						70°	164.7	239.4	385.7	636.3	1303.2	1969.2
						72.5°	160.6	226.1	334.5	511.5	826.5	1378.9
						75°	142.2	190.3	262.9	350.9	521.7	1004.5
						77.5°	111.5	146.3	186.2	217.9	264.9	708.9
						80°	81.8	106.4	121.7	130.9	147.3	483.9
						82.5°	58.3	71.6	77.7	82.9	98.2	362.1
						85°	44.0	50.1	54.2	54.2	66.5	255.7
						87.5°	24.6	25.6	25.6	27.6	32.7	69.6
						90°	7.2	7.2	6.1	7.2	5.1	4.1
						92.5°	0.0	0.0	0.0	0.0	0.0	0.0
						95°	0.0	0.0	0.0	0.0	0.0	0.0
						97.5°	0.0	0.0	0.0	0.0	0.0	0.0
						100°	0.0	0.0	0.0	0.0	0.0	0.0
						102.5°	0.0	0.0	0.0	0.0	0.0	0.0
						105°	0.0	0.0	0.0	0.0	0.0	0.0
						107.5°	0.0	0.0	0.0	0.0	0.0	0.0



REPORT NUMBER: P227269  
 CATALOG NUMBER: IST-AF-1200-LED-E1-SLL

**CANDELA DISTRIBUTION (continued):**

355°	359°	360°		325°	330°	335°	340°	345°	350°	355°
2008.1	2008.1	2008.1	110°	0.0	0.0	0.0	0.0	0.0	0.0	0.0
2051.0	2066.4	2078.6	112.5°	0.0	0.0	0.0	0.0	0.0	0.0	0.0
1906.8	1944.6	1951.8	115°	0.0	0.0	0.0	0.0	0.0	0.0	0.0
1690.9	1752.3	1773.8	117.5°	0.0	0.0	0.0	0.0	0.0	0.0	0.0
1532.4	1598.9	1621.4	120°	0.0	0.0	0.0	0.0	0.0	0.0	0.0
1445.4	1523.2	1547.7	122.5°	0.0	0.0	0.0	0.0	0.0	0.0	0.0
1447.5	1540.6	1576.4	125°	0.0	0.0	0.0	0.0	0.0	0.0	0.0
1541.6	1648.0	1692.0	127.5°	0.0	0.0	0.0	0.0	0.0	0.0	0.0
1703.2	1857.7	1890.4	130°	0.0	0.0	0.0	0.0	0.0	0.0	0.0
1922.1	2073.5	2122.6	132.5°	0.0	0.0	0.0	0.0	0.0	0.0	0.0
2127.7	2328.2	2366.1	135°	0.0	0.0	0.0	0.0	0.0	0.0	0.0
2330.3	2528.7	2562.5	137.5°	0.0	0.0	0.0	0.0	0.0	0.0	0.0
2486.8	2694.5	2723.1	140°	0.0	0.0	0.0	0.0	0.0	0.0	0.0
2637.2	2871.4	2903.1	142.5°	0.0	0.0	0.0	0.0	0.0	0.0	0.0
2804.9	3063.7	3100.6	145°	0.0	0.0	0.0	0.0	0.0	0.0	0.0
2956.3	3253.0	3276.5	147.5°	0.0	0.0	0.0	0.0	0.0	0.0	0.0
3124.1	3407.4	3413.6	150°	0.0	0.0	0.0	0.0	0.0	0.0	0.0
3261.2	3522.0	3524.1	152.5°	0.0	0.0	0.0	0.0	0.0	0.0	0.0
3394.2	3629.4	3630.5	155°	0.0	0.0	0.0	0.0	0.0	0.0	0.0
3533.3	3747.1	3731.7	157.5°	0.0	0.0	0.0	0.0	0.0	0.0	0.0
3753.2	3886.2	3901.5	160°	0.0	0.0	0.0	0.0	0.0	0.0	0.0
4087.7	4206.4	4223.8	162.5°	0.0	0.0	0.0	0.0	0.0	0.0	0.0
4476.4	4641.1	4617.6	165°	0.0	0.0	0.0	0.0	0.0	0.0	0.0
4641.1	4829.4	4848.8	167.5°	0.0	0.0	0.0	0.0	0.0	0.0	0.0
4613.5	4870.3	4903.0	170°	0.0	0.0	0.0	0.0	0.0	0.0	0.0
4569.5	4858.0	4897.9	172.5°	0.0	0.0	0.0	0.0	0.0	0.0	0.0
4319.9	4730.1	4792.5	175°	0.0	0.0	0.0	0.0	0.0	0.0	0.0
3900.5	4465.2	4553.2	177.5°	0.0	0.0	0.0	0.0	0.0	0.0	0.0
3361.4	4069.3	4139.9	180°	0.0	0.0	0.0	0.0	0.0	0.0	0.0
2622.8	3307.2	3367.6								
1743.1	2271.0	2375.3								
1107.9	1464.9	1445.4								
817.3	952.4	953.4								
593.3	653.7	646.5								
459.3	399.0	397.9								
160.6	141.2	138.1								
69.6	58.3	59.3								
3.1	3.1	4.1								
0.0	0.0	0.0								
0.0	0.0	0.0								
0.0	0.0	0.0								
0.0	0.0	0.0								
0.0	0.0	0.0								
0.0	0.0	0.0								
0.0	0.0	0.0								
0.0	0.0	0.0								
0.0	0.0	0.0								

